


## Curved Lock System

Innovative curve connection design supports  $\pm 2.5$ ,  $0$ ,  $\pm 5$  degree concave and convex connection.



## 90-Degree Corner Application



Optional beveled cabinet supports  $90^\circ$  angle stitching, enhancing versatility.

## Stack Assembly with Ground Support System


The Multifunctional pedestal maximizes utilization, doubling as a hanging bar.



Step 1



Step 2



Step 3



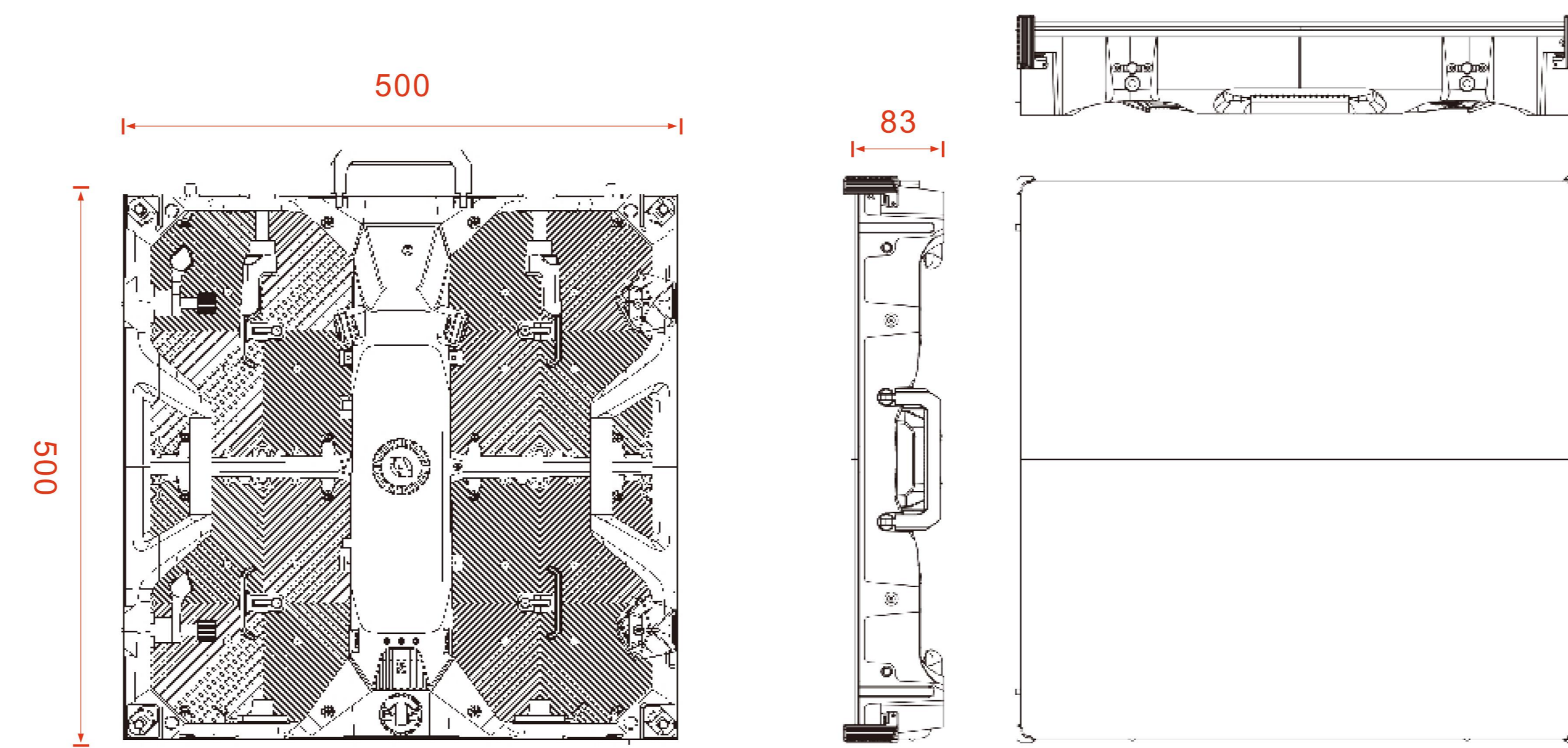
Step 4



Installation steps

[www.lightking-led.com](http://www.lightking-led.com)

## Product Diagram (mm)




## Specifications

Part Number	RD(Y)2.6	RD(Y)2.8	RD(Y)3.9
Pixel Pitch	2.6mm	2.8mm	3.9mm
LED Type	SMD1515	SMD2020	SMD2020
Pixel Configuration	1R1G1B	1R1G1B	1R1G1B
Module Size	250mmx250mm	250mmx250mm	250mmx250mm
Module Resolution	96x96	88x88	64x64
Density (dots/m <sup>2</sup> )	147456	123904	65536
Cabinet Size (mm)	500x500	500x500	500x500
Cabinet Weight	7.4KG	7.4KG	7.4KG
Hanging Support (Yes/No)	Yes	Yes	Yes
Max Power Consumption	600W/m <sup>2</sup>	600W/m <sup>2</sup>	600W/m <sup>2</sup>
Average Power Consumption	200W/m <sup>2</sup>	200W/m <sup>2</sup>	200W/m <sup>2</sup>
Colors	16.7M	16.7M	16.7M
Gray Scale	16bits	16bits	16bits
Color Temperature	3000-10000K	3000-10000K	3000-10000K
Refresh Frequency	> 3840Hz	> 3840Hz	> 3840Hz
Brightness (cd/m <sup>2</sup> )	900	900	900
Brightness Control	256 grade	256 grade	256 grade
IP Grade	IP30	IP30	IP30

E-mail: [service1@lightking.hk](mailto:service1@lightking.hk)

**LIGHTKING**  
LIGHT YOUR KINGDOM

FOR INDOOR  
RENTAL APPLICATION



# RDY SERIES

Lightking Tech Group Co.,Ltd.

SINCE 2004

# RDY SERIES

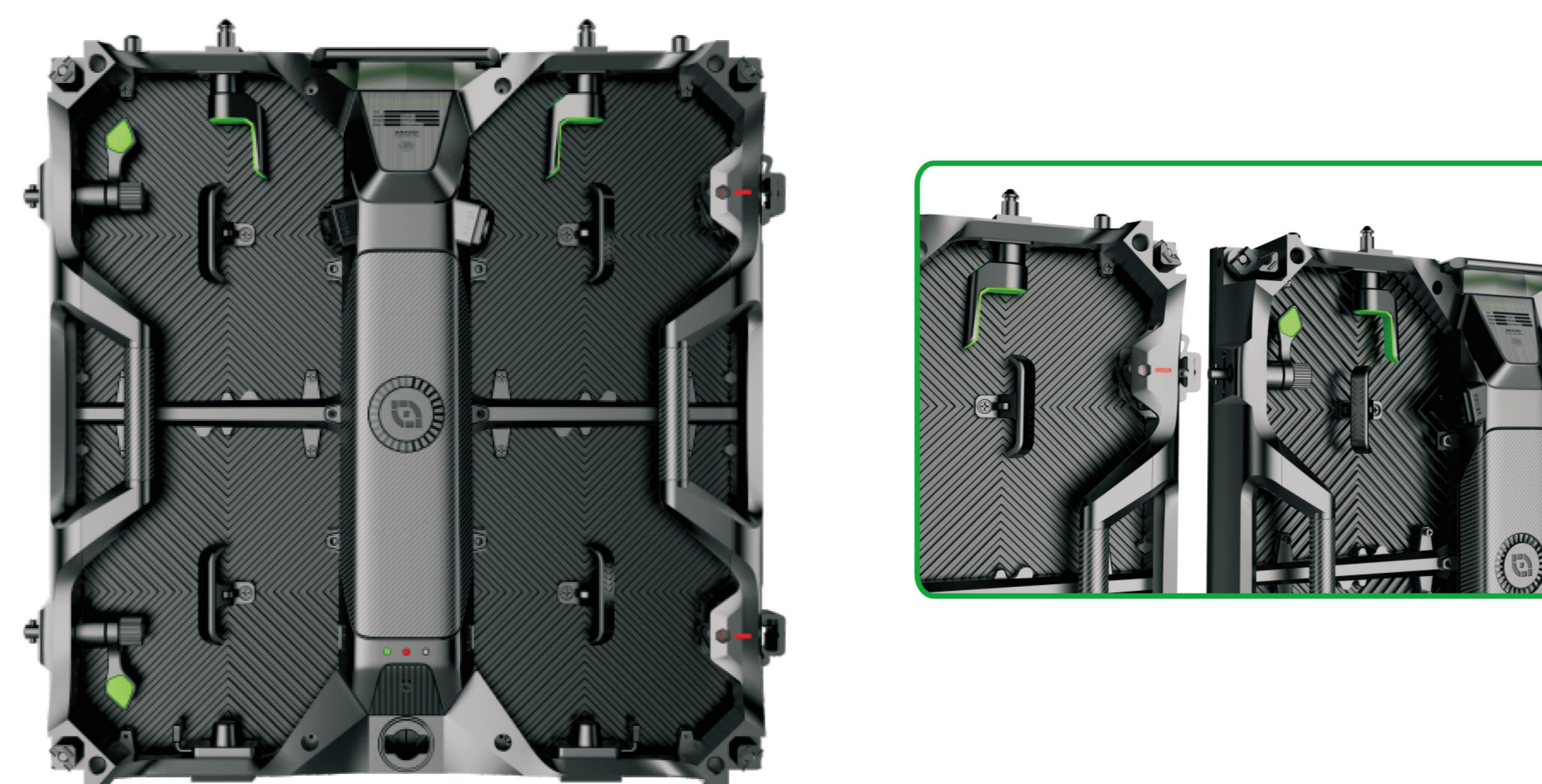
The RDY series is a high-definition, curve-able LED display specifically designed to meet the demanding requirements of the rental market.

With unique corner protection on each cabinet, it offers maximum protection for module edges.

P2.6 P2.8 P3.9


[www.lightking-led.com](http://www.lightking-led.com)

## Lightweight and Ultra-Thin Design



Cabinet size: 500mmx500mmx83mm, panels weighing only 7.4kg each.

## Effortless and Rapid Installation Process



Vertical lock mechanism ensures high precision and swift installation



Installation




Detachment

Vertical lock automatically engages when two cabinets are combined, enabling single-person installation with ease.

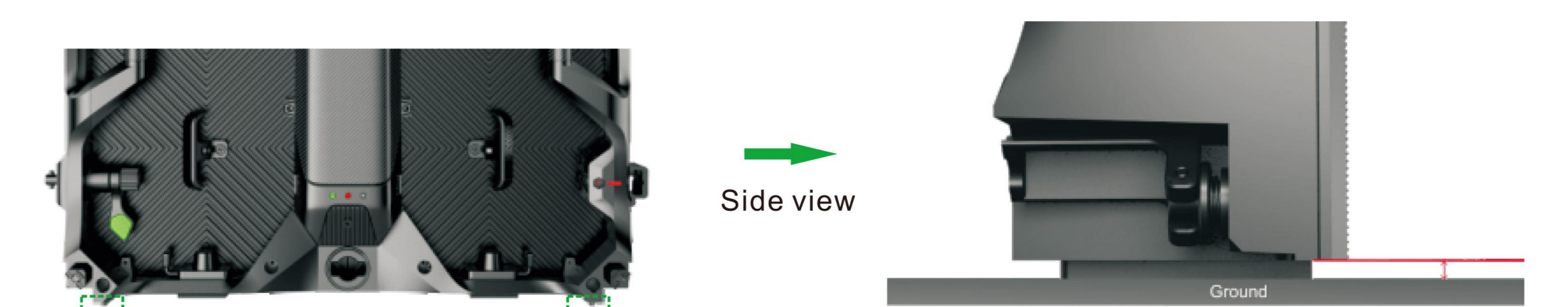
TEL: +86-755-81467007

## Four-Corner Protection with a Unique Design



Maximum edge protection for modules

## Optimized Bottom Gap Design



Bottom modules elevated above the floor for enhanced protection

## Simplified Maintenance Process



Modular design with effortless pin connection and independent power box for easy maintenance

E-mail: [service1@lightking.hk](mailto:service1@lightking.hk)